

SELECT




BALCONY & TERRACE

**RIGID, COMPACT AND MULTI-PURPOSE
3-EDGE BACK BAR AWNING**



SELECT S8130 | S8130/2 STOBOSCOPE | S8133 PLUS | S8135



Drop down valance



S8130/2 Telescopic arm technology



S8130

- Extremely stable due to triangular back bar technology
- Various mounting options to the wall, below the ceiling or to the frames
- Variable bracket positioning
- Cover remains consistently taut and high thanks to telescopic arm technology (S8130/2)
- Angle can be adjusted manually up to 60° (S8135)
- Projection can be greater than its width (S8133)
- The incline angle corresponds to the optional adjustable cover board
- Optional valance provides additional shade and hides the awning arms from view
- Optional drop down valance: Acrylic cover to max. 120 cm and Soltis 86/Soltis 92 to max. 170 cm high. Improved winding thanks to the floating system (floating roller) (S8130, S8133, S8135)



min. 170 cm
max. 1800 cm*



min. 140 cm
max. 350 cm

* with drop down valance to
max. 700 cm wide



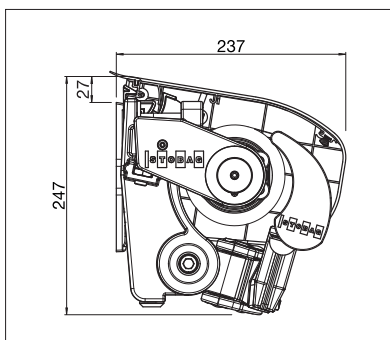
The wind resistance class can vary
depending on version and dimension.



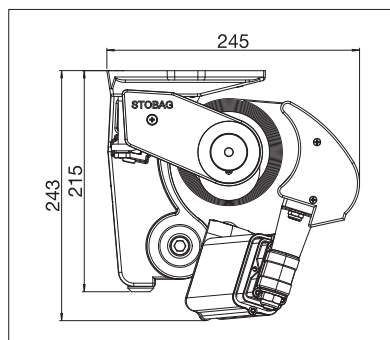
to max. 600 cm wide



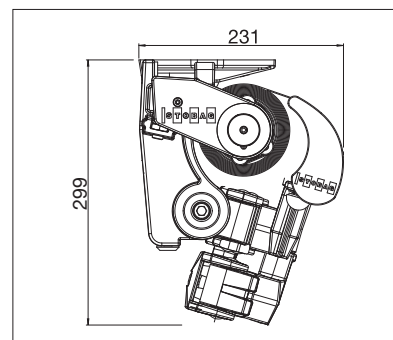
Technical dimensions in millimetres



S8130 Wall installation with top board



S8130/2 Top installation




S8133 Top installation




REGISTRATION REQUIRED



EN 13561



S8133 Crossover arm



S8135 OMBRAMATIC manually adjustable incline

S8130/2 STOBOSCOPE

	min.	285 cm
	max.	1800 cm
	min.	250 cm
	max.	350 cm



The wind resistance class can vary depending on version and dimension.



S8133 PLUS

	min.	115 cm
	max.	775 cm*
	min.	150 cm
	max.	350 cm*

*with drop down valance to max. 250 cm projection, max. 700 cm wide



The wind resistance class can vary depending on version and dimension.



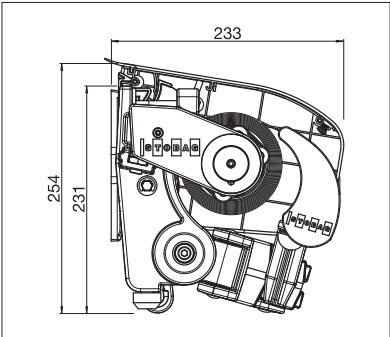
S8135 OMBRAMATIC

	min.	170 cm
	max.	600 cm
	min.	140 cm
	max.	350 cm*

*with drop down valance to max. 300 cm projection



The wind resistance class can vary depending on version and dimension.



S8135 Wall installation



Without top board



With top board



COLORS

Discover the diverse options when selecting frame colors.



FABRICS

Choose from a comprehensive range of materials and colors.



ELECTRICS

More convenience thanks to the automated control and lighting systems.



**ENJOY SUMMER
IN COOLING SHADE**