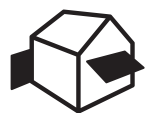




BALCONY & TERRACE
**ELEGANT BALCONY AWNING
WITHOUT BACK BAR**



SIGMA S7000 | S7200



Valance



Wall installation with top board

- Extremely stable and elegant balcony awning without back bar
- Time-saving installation to ceiling (S7000) or wall (S7200)
- Awning incline adjustable to 68° depending on installation
- With security against knock-ups
- Optional cover board available (S7200)
- Optional Valance provides additional shade and hides the awning arms from view

S7000

	min. 150 cm max. 550 cm
	min. 120 cm max. 250 cm

CLASS 2
The wind resistance class can vary depending on version and dimension.



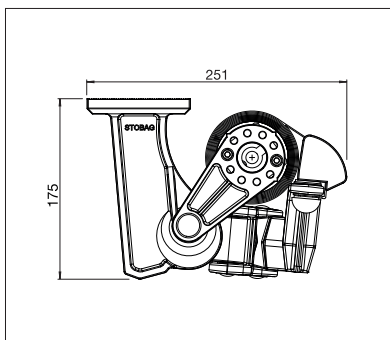
S7200

	min. 150 cm max. 550 cm
	min. 120 cm max. 300 cm

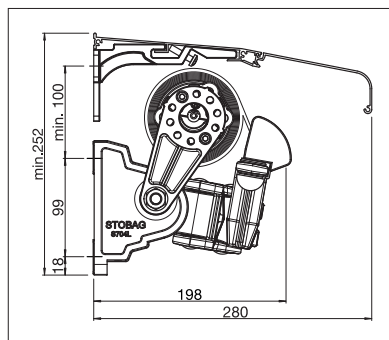
CLASS 2
The wind resistance class can vary depending on version and dimension.



Technical dimensions in millimetres



Top installation



Wall installation with top board



EN 13561



REGISTRATION
REQUIRED



COLOURS

Discover the diverse options when selecting frame colours.



FABRICS

Choose from a comprehensive range of materials and colours.



ELECTRICS

More convenience thanks to the automated control and lighting systems.

More information at www.stobag.com

