



WINDOW & FACADE

**DROP-ARM AWNING WITH FREELY-SELECTABLE  
PROJECTION ANGLE FROM 0° BIS 170°**



# METRO S3110 | FS4200 BOX



FS4200 Square or round box



S3110 No box



FS4200 Coupling systems

- Drop angle up to 90° or 170° (FS4200 150°)
- Attractively shaped awning for wall and ceiling mounting
- Drop arm suitable for soffit and facade mounting (S3110)
- Lateral movement of the drop arm possible (S3110)
- Variable sun protection without the feeling of being separated
- Creates a pleasantly warm atmosphere through the combination of sunlight and material colours
- Manual operation from inside the room using wall breakthrough and gear unit / joint plate (FS4200)
- Coupling options for max. 2 units (FS4200)
- Choice of round or square self-supporting protective box (FS4200)

## S3110

	min.	50 cm
	max.	450 cm
	min.	50 cm
	max.	175 cm

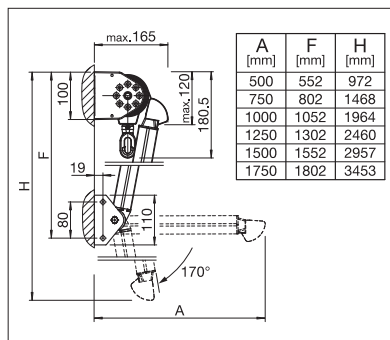


## FS4200 BOX

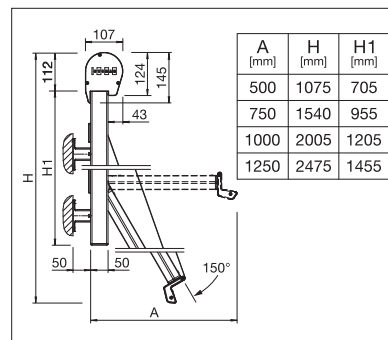
	min.	40 cm
	max.	450 cm
	min.	50 cm
	max.	125 cm



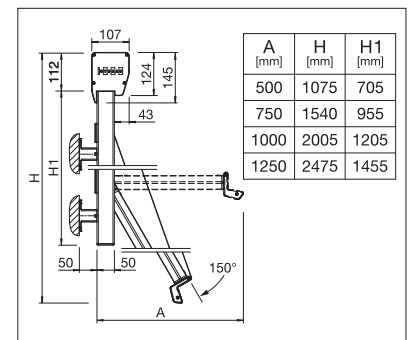
Technical dimensions in millimetres



S3110 Wall installation



FS4200 Round boxes



FS4200 Square boxes



ENREGISTREMENT NÉCESSAIRE



## COLOURS

Discover the diverse options when selecting frame colours.



## FABRICS

Choose from a comprehensive range of materials and colours.



## ELECTRICS

More convenience thanks to the automated control and lighting systems.

More information at [www.stobag.com](http://www.stobag.com)

